













Choose**MyPlate**.gov



Healthy eating tally

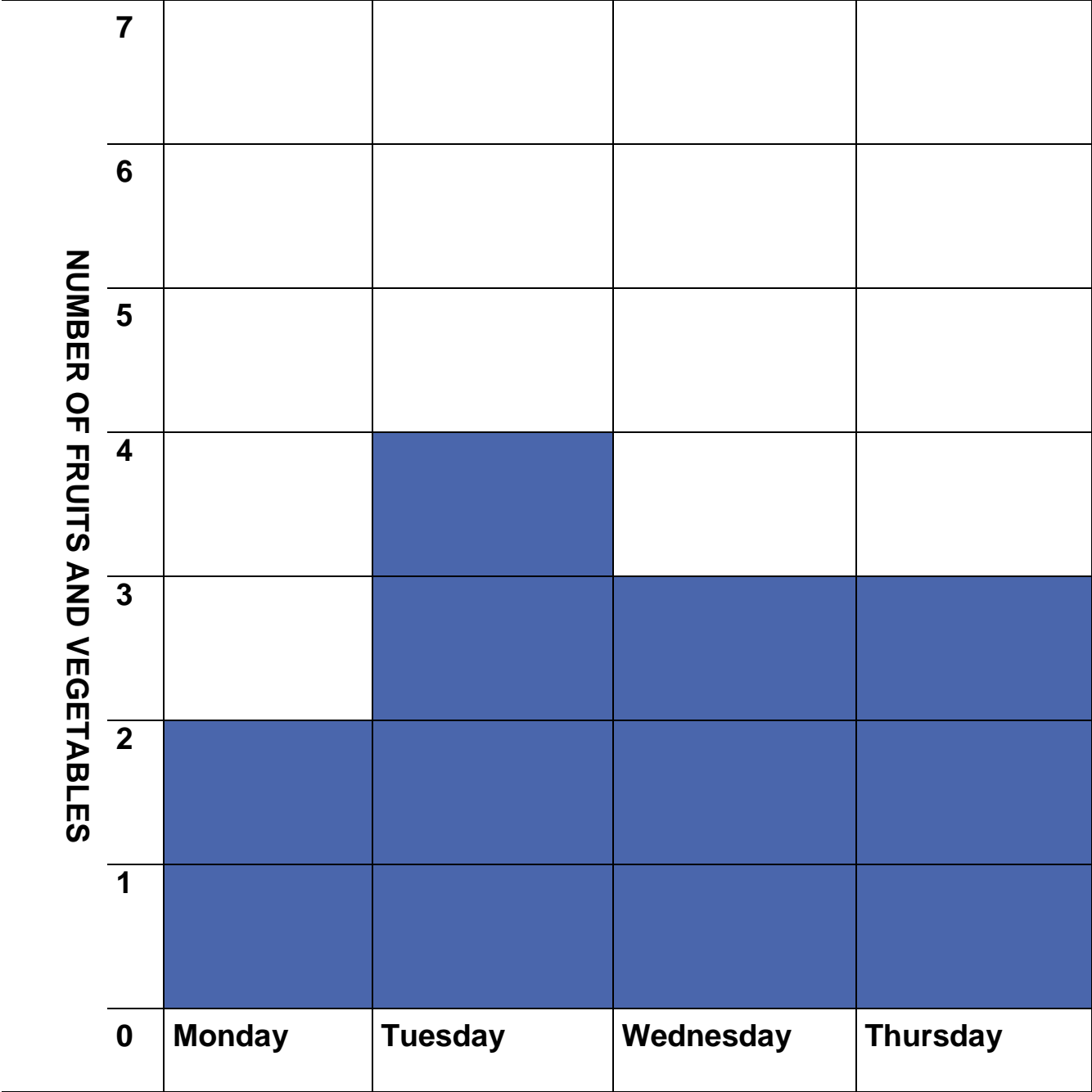
Draw the fruits and vegetables you have eaten on four recent days. Make tallies below to count the total for each day.

Monday	Tuesday	Wednesday	Thursday
 	   	  	  
II	IIII	III	III

Now use this information to color in your HEALTHY EATING BAR GRAPH on the next page.



Healthy eating bar graph





Healthy eating tally

Draw the fruits and vegetables you have eaten on four recent days. Make tallies below to count the total for each day.

Monday	Tuesday	Wednesday	Thursday

Now use this information to color in your HEALTHY EATING BAR GRAPH on the next page.



Healthy eating bar graph

NUMBER OF FRUITS AND VEGETABLES	7				
	6				
	5				
	4				
	3				
	2				
	1				
	0	Monday	Tuesday	Wednesday	Thursday